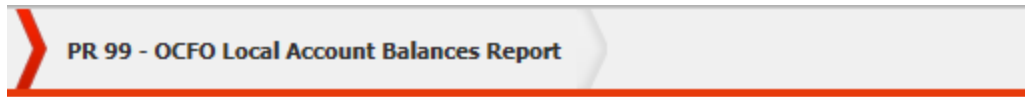


10.82 PR 99 – OCFO Local Account Balances Report

Folder Content



PR99 - OCFO Local Account Balances Report

Owner: Eric Cantuti
Modified: 6/15/16 4:13:05 PM

Report

PR99 - OCFO Local Account Balances Report

Report Type:

Document Report (Refer to Section 5 for type of reports).

Description:

This report provides OCFO users access to Local Account balances for CDBG, HOME and HOPWA programs

(See Report PR99 View below).

Run-Time Parameters

Select from the Prompted Grantee Hierarchy: Headquarters (HQ), Field Office (FO) or Grantee. (Refer to Section 3 for running a report).

Optional: Parameters 2 through 5.

Parameter 2: Enter Start date: You can type the date on the blank box (mm/dd/yyyy), or you can select the date from the calendar at the right of the blank box.

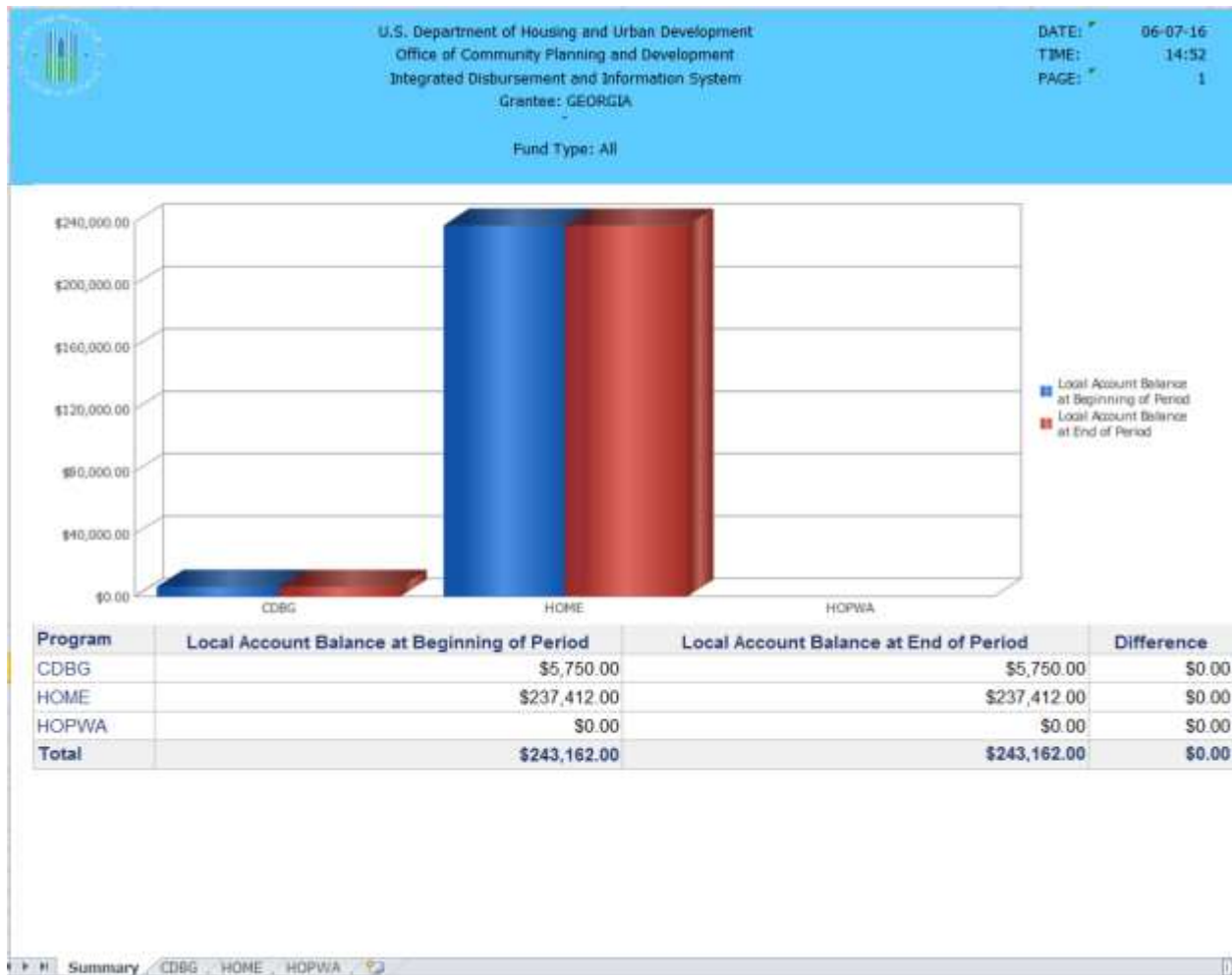
Parameter 3: Enter end date: You can type the date on the blank box (mm/dd/yyyy), or you can select the date from the calendar at the right of the blank box.

Parameter 4: Select: Fund Type (HP,IU,LA,PA,PI,RC,RE,RL,SF,SI,SL). Leave the parameter field blank if you want the report to include all fund types.

Parameter 5: Select: Program (CDBG, HOME, HOPWA). Leave the parameter field blank if you want the report to include all fund types.

Sort Sequence

Grantee Name, Item Type, Grant Number.



10.83PR 100 – HTF Activity Status Report

Folder Content

Report

PR 100 - HTF Activity Status Report

Report Type:

Document (Refer to Section 5 for types of reports).



Description:

The report is prompted by the HTF Grantee. The report provides the total units, HTF units, status, funds committed drawn and expended for all the activities. The report is aggregated for all the grant years

Run-Time Parameters

Select from the Prompted Field Office Grantee Hierarchy: Headquarters (HQ), Field Office (FO) or Grantee. (Refer to Section 3 for running a report). See below

Report Review

PR100 - HTF Activity Status Report All Years													
Grantee: MASSACHUSETTS													
Grant Amount: \$6,000,000 % Committed: 0.1% % Expended: 0.1%													
IDIS Activity ID	Activity Name	Activity Address	Activity Status	Activity Type	Init Funding Date	Status Date	HTF Units	Total Units	HTF Funds Committed	HTF Funds Drawn	% HTF Expended	Other Funds	
10687	HTF Homebuyer - Multiple HTF Recipients #1	Sothside Towers Boston, MA 12131	Completed	ACQUISITION AND REHABILITATION	6/7/2016	6/8/2016	10	10	227	227	100%	17,800	
10688	HTF Rental - Multiple HTF Recipients #2	Northside Towers Boston, MA 12131	Completed	ACQUISITION AND NEW CONSTRUCTION	6/7/2016	6/8/2016	20	20	5,999	5,999	100%	6,600	
18869	HTF AD Only	.	Open		6/7/2016	6/9/2016	0	0	6	3	46%	0	
18870	HTF Rental	209 Sladensburg Road Talley, MA 23121	Completed	ACQUISITION AND NEW CONSTRUCTION	6/7/2016	6/8/2016	6	6	29	29	100%	6,600	
18871	HTF Homebuyer	Metro Place Condos MA 22180	Completed	ACQUISITION ONLY	6/7/2016	6/9/2016	10	10	1	1	100%	21,937	
10689	HTF Rental - setup by Boston	1919 Manchurian Road Hartford, CT 32131	Open	REHABILITATION	6/7/2016	6/7/2016	8	8	11	11	100%	6,600	
18872	Vashawn Test Rental	560 Xanadi Street MA 22010	Open	ACQUISITION AND NEW CONSTRUCTION	6/8/2016		6	6	45	30	67%	0	
18873	Vashawn Homebuyer	454545 4454545, MA 45455	Open	ACQUISITION AND REHABILITATION	6/8/2016	6/7/2016	2	2	20	0	1%	0	
MASSACHUSETTS Total:							62	62	6,338	6,300		59,537	
Grand Total:							62	62	6,338	6,300		59,537	

Report

PR 100 - HTF Activity Status Report (Prompt on Year)

Report Type:

Document (Refer to Section 5 for types of reports).

Description:

The report is prompted by the HTF Grantee and the Grant Year. The report provides the status of all activities and the funds drawn, committed and expended for all the activity. The report has a page by on Grant Year and the Grant Number.

Run-Time Parameters

Select from the Prompted Field Office Grantee Hierarchy: Headquarters (HQ), Field Office (FO) or Grantee. (Refer to Section 3 for running a report).

Report View

Grantee: MASSACHUSETTS											
Grant Year: 2016											
Grant Number: F16SG250100											
Grant Amount: \$6,000,000				% Committed: 0.1%		% Expended: 0.1%					

IDIS Activity ID	Activity Name	Activity Address	Activity Status	Activity Type	Init Funding Date	Status Date	HTF Funds Committed	HTF Funds Drawn	% HTF Expended
10687	HTF Homebuyer - Multiple HTF Recipients #1	Sothside Towers Boston, MA 12131	Completed	ACQUISITION AND REHABILITATION	6/7/2016	6/8/2016	227	227	100.0%
10688	HTF Rental - Multiple HTF Recipients #2	Northside Towers Boston, MA 12131	Completed	ACQUISITION AND NEW CONSTRUCTION	6/7/2016	6/8/2016	5,999	5,999	100.0%
18869	HTF AD Only		Open		6/7/2016	6/9/2016	6	3	45.7%
18870	HTF Rental	209 Blodensburg Road Talley, MA 23121	Completed	ACQUISITION AND NEW CONSTRUCTION	6/7/2016	6/8/2016	29	29	100.0%
18871	HTF Homebuyer	Metro Place Condos Vienna, MA 22180	Completed	ACQUISITION ONLY	6/7/2016	6/9/2016	1	1	100.0%
10689	HTF Rental - setup by Boston	1919 Manchurian Road Hartford, CT 32131	Open	REHABILITATION	6/7/2016	6/7/2016	11	11	100.0%
18872	Vashawn Test Rental	560 Xenadi Street Phoenix, MA 22010	Open	ACQUISITION AND NEW CONSTRUCTION	6/8/2016		45	30	66.7%
18873	Vashawn Homebuyer	454545 4454545, MA 45455	Open	ACQUISITION AND REHABILITATION	6/8/2016	6/7/2016	20	0	1.0%
F16SG250100 Total							6,338	6,300	
MASSACHUSETTS Total							6,338	6,300	

PR 100 - HTF Activity Status Report (Grid Report)

Report Type:

Report (Refer to Section 5 for types of reports).

Description:

This is a grid format of the report - PR 100 - HTF Activity Status Report (Prompt on Year)

Run-Time Parameters

Select from the Prompted Field Office Grantee Hierarchy: Headquarters (HQ), Field Office (FO) or Grantee. (Refer to Section 3 for running a report).

10.84 PR 101 – Snapshot of HTF Performance

Folder Content



Report

PR101 - Snapshot of HTF Performance

Report Type:

Document (Refer to Section 5 for types of reports).

Description:

The report is prompted by HTF Grantee and provides the national ranking of the Grantee for various categories like - Program Progress, Lease - Up, Low-Income Benefits, and Tenure Type.

Run-Time Parameters

Select from the Prompted Field Office Grantee Hierarchy: Headquarters (HQ), Field Office (FO) or Grantee. (Refer to Section 3 for running a report). See below:



Report View

	U.S. Department of Housing and Urban Development	DATE: 06-10-16
	Office of Community Planning and Development	TIME: 19:11
	Integrated Disbursement and Information System	PAGE: 1
	PR101 - SNAPSHOT of HTF Performance	
	All Years	

HTF Grantee: ALABAMA
HTF Allocation Received: 270,000

Category	Grantee	National Average	National Rank*
Program Progress:			
% of Funds Committed	0.98 %	3.27 %	4
% of Funds Disbursed	0.80 %	0.12 %	2
Leveraging Ratio	671.85	47.41	2
% of Completed Disbursements to All Rental Commitments	0.00 %	40.12 %	5
Lease-Up:			
% of Occupied Rental Units to All Completed Rental Units	0.00 %	100.00 %	5
Low-Income Benefit:			

10.85 PR 103 – HTF Beneficiary Report

Folder Content



Report

PR 103 - HTF Beneficiary Report (Grantee)

Report Type:

Document (Refer to Section 5 for types of reports).

Description:


The report is prompted by HTF Grantee and displays the beneficiary information as a page by grantee selected. The report displays Rental%, Homebuyer% and Average% for various beneficiary categories like - Race, Ethnicity, Household Size, Household Type, Income Range, Supplemental Rental Assistance, and Other Performance Measures

Run-Time Parameters

Select from the Prompted Field Office Grantee Hierarchy: Headquarters (HQ), Field Office (FO) or Grantee. (Refer to Section 3 for running a report). See below:



Report View:

 U.S. Department of Housing and Urban Development Office of Community Planning and Development Integrated Disbursement and Information System PR 103 - Program and Beneficiary Characteristics for Completed Units				DATE:	06-13-16		
				TIME:	11:06		
				PAGE:	1		
Grantee: ALABAMA							
RACE	Rental %	Homebuyer %	Average %	HOUSEHOLD TYPE	Rental %	Homebuyer %	Average %
White	0.0%	100.0%	33.3%	Single, Non-Elderly	0.0%	0.0%	0.0%
Black/African American	0.0%	0.0%	0.0%	Elderly	0.0%	100.0%	33.3%
Asian	0.0%	0.0%	0.0%	Single Parent	0.0%	100.0%	33.3%
American Indian/Alaskan Native	0.0%	100.0%	33.3%	Two Parents	0.0%	0.0%	0.0%
Native Hawaiian/Other Pacific Islander	0.0%	0.0%	0.0%	Other	0.0%	100.0%	33.3%
American Indian/Alaskan Native & White	0.0%	0.0%	0.0%	Total	0.0%	100.0%	100.0%
Asian & White	0.0%	0.0%	0.0%				
Black/African American & White	0.0%	0.0%	0.0%				
American Indian/Alaskan Native & Black/African American	0.0%	0.0%	0.0%				
Amer. Indian/Alaskan Native & Black/African American	0.0%	0.0%	0.0%				
Amer. Other multi-racial	0.0%	100.0%	33.3%				
Total	0.0%	100.0%	100.0%				

ETHNICITY	Rental %	Homebuyer %		INCOME RANGE	Rental %	Homebuyer %	Average %
Hispanic	0.0%	100.0%		0 - 30% AMI	0.0%	100.0%	33.3%
Total	0.0%	100.0%		% of 30+ to poverty line (when poverty line is higher than 30% AMI)	0.0%	100.0%	33.3%
				% of the higher of 30+% AMI or poverty line to 50% AMI	0.0%	100.0%	33.3%
				Total	0.0%	100.0%	100.0%

HOUSEHOLD SIZE	Rental %	Homebuyer %	Average %	SUPPLEMENTAL RENTAL ASSISTANCE	Rental %	Homebuyer %	Average %
1 person	0.0%	100.0%	33.3%	No Assistance	0.0%	100.0%	50.0%
2 persons	0.0%	100.0%	33.3%	Project based Section 8	0.0%	0.0%	0.0%
3 persons	0.0%	100.0%	33.3%	Other Federal, State or Local project based assistance	0.0%	0.0%	0.0%
4 persons	0.0%	0.0%	0.0%	Tenant based Section 8 (voucher)	0.0%	0.0%	0.0%
5 persons	0.0%	0.0%	0.0%	HOME TBRA	0.0%	100.0%	50.0%
6 persons	0.0%	0.0%	0.0%	Other Federal, State or Local tenant based assistance	0.0%	0.0%	0.0%
7 persons	0.0%	0.0%	0.0%	Total	0.0%	100.0%	100.0%
8+ persons	0.0%	0.0%	0.0%				
Total	0.0%	100.0%	100.0%				

10.86 PR 104 – HTF High Priority Performance Goals

Folder Content



Report

PR 104 - HTF High Priority Performance Goals

Report Type:

Document (Refer to Section 5 for types of reports).

Description:

The report displays the performance measures for all activities completed within the selected activity completion date range. The report is prompted by HTF Grantee and Activity Completion Date Range.

Run-Time Parameters

Select from the Prompted Field Office Grantee Hierarchy: Headquarters (HQ), Field Office (FO) or Grantee and Choose Activity Completion Date Range. (Refer to Section 3 for running a report).

1. Field Office Grantee Hierarchy
 Qualify on the attributes of the Field Office Grantee Hierarchy hierarchy.

Search for: Match case

Available:

- Field Office Grantee Hierarchy
 - HQ
 - Grantee

Selected:

2. Enter Start Date.
 Activities with Completion Dates that fall between Start and End Date Range will be included in the report. Note: If default Start and End Dates are left on prompts the report will show the cumulative numbers.

3. Enter End Date.
 Activities with Completion Dates that fall between Start and End Date Range will be included in the report. Note: If default Start and End Dates are left on prompts the report will show the cumulative numbers.

Report View

PR104 - HTF High Priority Performance Goals From: 08-JUN-16 to: 09-JUN-16			
MASSACHUSETTS			
	Rental	Homebuyer	Total
Total number of HTF units in completed HTF activities:	26	10	36
Total number of occupied HTF units in completed HTF activities:	21	3	24
Total number of HTF units in completed new construction or acquisition and new construction activities:	26	0	26
Total number of HTF units in completed rehabilitation or acquisition and rehabilitation activities:	0	10	10
Total number of Energy Star units in completed HTF new construction or acquisition and new construction activities:	16	0	16
Total number of HTF Units Designated for Disabled Individuals or Families for Other than Mobility Impairments:	6	0	6
Total number of HTF Units Designated for Homeless Individuals:	10	N/A	
Of the Units Designated for Homeless Individuals, Number of Units Designated for Chronically Homeless Individuals:	6	N/A	
Of the Units Designated for Homeless Individuals, Number of Units Designated for Homeless Veteran Individuals:	6	N/A	
Total number of HTF Units Designated for Homeless Families:	1	N/A	
Of the Units Designated for Homeless Families, Number of Units Designated for Chronically Homeless Families:	1	N/A	
Of the Units Designated for Homeless Families, Number of Units Designated for Homeless Veteran Families:	3	N/A	
Total number of HTF Units Designated for Adults with HIV/AIDS:	5	0	5
Total number of HTF Units Designated for Victims of Domestic Violence:	22	0	22
Total number of Units Designated for Homeless Youth:	23	0	23
Total number of Units Designated for Youth Aging out of Foster Care:	3	0	3

10.87 PR 105 – Status of HTF Activities

Folder Content

PR105 - Status of HTF Activities Search: PR 105 - Status of HTF



PR105 - Status of HTF Activities
Owner: Administrator
Modified: 6/23/16 12:51:43 PM



PR105 - Status of HTF Activities (Grid Report)
Owner: Administrator
Modified: 6/23/16 11:44:57 AM

Report

PR105 - Status of HTF Activities

Report Type:

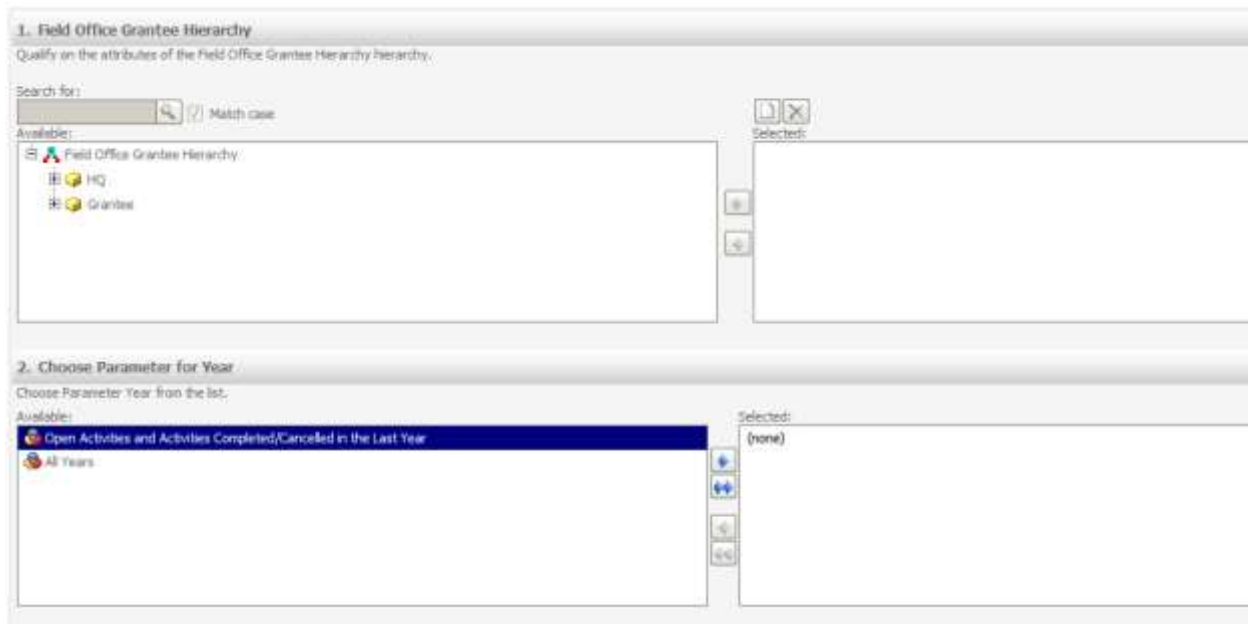
Document (Refer to Section 5 for types of reports).

Description:

The report is prompted by HTF Grantee and Year Parameter where the user can select all years or Open Activities/Activities Completed/Cancelled in Last Year. The report displays the Activity owner and details related to their Activities like HTF Units, Total Units, and Funds Drawn/Committed.

Run-Time Parameters

Select from the Prompted Field Office Grantee Hierarchy: Headquarters (HQ), Field Office (FO) or Grantee and Choose Parameter Year. (Refer to Section 3 for running a report). See below:



Report View

IDIS - PR105

Grantee: **MASSACHUSETTS**

Recipient	Tenure Type	Activity Type	Program Year	IDIS Project ID	IDIS Activity ID	Activity Name	Activity Address	Activity Status	Status Date	Initial Funding Date	HTF Units	Total Units	Committed Amount	Drawn Amount	PC1	Other Funds
ABINGTON	Rental	ACQUISITION AND NEW CONSTRUCTION	2016	2	10688	HTF Rental - Multiple HTF Recipients #2	Northside Towers Boston, MA 12131	Completed	6/8/16	6/7/16	20	20	\$5,999	\$5,999	100.0%	\$6,600
ABINGTON	Homebuyer	ACQUISITION AND REHABILITATION	2016	2	10687	HTF Homebuyer - Towers Multiple HTF Recipients #1	Boston, MA 12131	Completed	6/8/16	6/7/16	10	10	\$227	\$227	100.0%	\$17,800
BOSTON	Rental	REHABILITATION	2016	1	10689	HTF Rental - setup by Boston	1919 Manchurian Road Hartford, CT 32131	Open	6/7/16	6/7/16	8	8	\$11	\$11	100.0%	\$0
BOSTON	Rental	ACQUISITION AND NEW CONSTRUCTION	2016	1	18870	HTF Rental	299 Bladensburg Road Talety, MA 23121	Completed	6/8/16	6/7/16	6	6	\$29	\$29	100.0%	\$6,600
BOSTON	Rental	ACQUISITION AND NEW CONSTRUCTION	2016	2	18872	Vashawn Test Rental	560 Xanadi Street Phoenix, MA 22010	Open	6/8/16	6/8/16	6	6	\$45	\$30	66.7%	\$0
BOSTON	Homebuyer	ACQUISITION ONLY	2016	1	18871	HTF Homebuyer	Metro Place Condos Vienna, MA 22188	Completed	6/9/16	6/7/16	10	10	\$1	\$1	100.0%	\$21,937
BOSTON	Homebuyer	ACQUISITION AND REHABILITATION	2016	2	18873	Vashawn Homebuyer	454545, MA 45455	Open	6/7/16	6/8/16	2	2	\$20	\$0	1.0%	\$0
BOSTON	AD Only		2016	1	18888	HTF AD Only		Open	6/8/16	6/7/16	0	0	\$0	\$0	0.0%	\$0

Drill Down Report View:

PAGE-BY: Grantee: **MASSACHUSETTS** ▼

Grantee	IDIS Activity ID	Activity Name	Fund Type	Grant Year	Grant Number	Funded Amount	Drawn Amount	Available for Funding
ABINGTON	10688	HTF Rental - Multiple RO		2016	F16SG250100	330	330	0
		HTF Recipients #2 SU		2016	F16SG250100	100	100	0
BRIDGEWATER	10688	HTF Rental - Multiple RO		2016	F16SG250100	407	407	0
		HTF Recipients #2 SU		2016	F16SG250100	4,500	4,500	0
MASSACHUSETTS	10688	HTF Rental - Multiple EN		2016	F16SG250100	200	200	0
		HTF Recipients #2 RO		2016	F16SG250100	22	22	0
SALEM	10688	HTF Rental - Multiple RO		2016	F16SG250100	199	199	0
		HTF Recipients #2 SU		2016	F16SG250100	240	240	0
Total						5,999	5,999	0

Report

PR105 - Status of HTF Activities (Grid Report)

Report Type:

Report (Refer to Section 5 for types of reports).

Description:

This is a grid format of the report - PR105 - Status of HTF Activities.

Report View:

PAGE-BY: Grantee: MASSACHUSETTS								
Grantee	IDIS Activity ID	Activity Name	Fund Type	Grant Year	Grant Number	Funded Amount	Drawn Amount	Available for Funding
ABINGTON	10688	HTF Rental - Multiple RO		2016	F16SG250100	330	330	0
		HTF Recipients #2 SU		2016	F16SG250100	100	100	0
BRIDGEWATER	10688	HTF Rental - Multiple RO		2016	F16SG250100	407	407	0
		HTF Recipients #2 SU		2016	F16SG250100	4,500	4,500	0
MASSACHUSETTS	10688	HTF Rental - Multiple EN		2016	F16SG250100	200	200	0
		HTF Recipients #2 RO		2016	F16SG250100	22	22	0
SALEM	10688	HTF Rental - Multiple RO		2016	F16SG250100	199	199	0
		HTF Recipients #2 SU		2016	F16SG250100	240	240	0
Total						5,999	5,999	0

10.88PR 106 – HTF Vacant Units Report

Folder Content



Report

PR106 - HTF Vacant Units Report

Report Type:

Report (Refer to Section 5 for types of reports).

Description:

The report is prompted by an HTF Grantee and it provides details for the Activities that are open or completed. The details include the Occupancy Indicator for each of the unit, along with the Activity Owner details like Address, City, State, Zip.

Run-Time Parameters

Select from the Prompted Field Office Grantee Hierarchy: Headquarters (HQ), Field Office (FO) or Grantee. (Refer to Section 3 for running a report). See below:



Report View 1:

Field/Office	Grantee	Program Year	IDIS Activity ID	IDIS Project ID	Unit Number	Number of Bedrooms	Occupancy Indicator	Warning Message Tenure Type	Recipient Undertaking Activity	Recipient Address	Recipient City	Recipient State
BOSTON	MASSACHUSETTS	2016	10607	2	2	0	V	Vacant Unit	Homebuyer	MASSACHUSETTS 100 Cambridge St	Boston	MA
BOSTON	MASSACHUSETTS	2016	10607	2	2	1	V	Vacant Unit	Homebuyer	MASSACHUSETTS 100 Cambridge St	Boston	MA
BOSTON	MASSACHUSETTS	2016	10607	2	2	4	V	Vacant Unit	Homebuyer	MASSACHUSETTS 100 Cambridge St	Boston	MA
BOSTON	MASSACHUSETTS	2016	10607	2	3	0	V	Vacant Unit	Homebuyer	MASSACHUSETTS 100 Cambridge St	Boston	MA
BOSTON	MASSACHUSETTS	2016	10607	2	3	2	V	Vacant Unit	Homebuyer	MASSACHUSETTS 100 Cambridge St	Boston	MA
BOSTON	MASSACHUSETTS	2016	10607	2	3	4	V	Vacant Unit	Homebuyer	MASSACHUSETTS 100 Cambridge St	Boston	MA
BOSTON	MASSACHUSETTS	2016	10608	2	14a	0	V	Vacant Unit	Rental	MASSACHUSETTS 100 Cambridge St	Boston	MA
BOSTON	MASSACHUSETTS	2016	10608	2	14b	0	V	Vacant Unit	Rental	MASSACHUSETTS 100 Cambridge St	Boston	MA
BOSTON	MASSACHUSETTS	2016	10608	2	14c	0	V	Vacant Unit	Rental	MASSACHUSETTS 100 Cambridge St	Boston	MA
BOSTON	MASSACHUSETTS	2016	10608	2	14d	0	V	Vacant Unit	Rental	MASSACHUSETTS 100 Cambridge St	Boston	MA
BOSTON	MASSACHUSETTS	2016	10608	2	14f	0	V	Vacant Unit	Rental	MASSACHUSETTS 100 Cambridge St	Boston	MA
BOSTON	MASSACHUSETTS	2016	10608	1	1	5	V	Vacant Unit	Rental	BOSTON City Hall ROOM 557 ONE CITY HALL PLAZA	Boston	MA
BOSTON	MASSACHUSETTS	2016	10608	1	2	4	V	Vacant Unit	Rental	BOSTON City Hall ROOM 557 ONE CITY HALL PLAZA	Boston	MA
BOSTON	MASSACHUSETTS	2016	10608	1	3	3	V	Vacant Unit	Rental	BOSTON City Hall ROOM 557 ONE CITY HALL PLAZA	Boston	MA

Report View 2:

Unit Number	Number of Bedrooms	Occupancy Indicator	Warning Message Tenure Type	Recipient Undertaking Activity	Recipient Address	Recipient City	Recipient State	Recipient Zip Code	Initial Funding Date	Activity Status	Completion Date
2	0	V	Vacant Unit	Homebuyer	MASSACHUSETTS 100 Cambridge St	Boston	MA	02114	6/7/2016	Completed	30/09/2016
2	1	V	Vacant Unit	Homebuyer	MASSACHUSETTS 100 Cambridge St	Boston	MA	02114	6/7/2016	Completed	30/09/2016
2	4	V	Vacant Unit	Homebuyer	MASSACHUSETTS 100 Cambridge St	Boston	MA	02114	6/7/2016	Completed	30/09/2016
3	0	V	Vacant Unit	Homebuyer	MASSACHUSETTS 100 Cambridge St	Boston	MA	02114	6/7/2016	Completed	30/09/2016
3	2	V	Vacant Unit	Homebuyer	MASSACHUSETTS 100 Cambridge St	Boston	MA	02114	6/7/2016	Completed	30/09/2016
4	4	V	Vacant Unit	Homebuyer	MASSACHUSETTS 100 Cambridge St	Boston	MA	02114	6/7/2016	Completed	30/09/2016
14a	0	V	Vacant Unit	Rental	MASSACHUSETTS 100 Cambridge St	Boston	MA	02114	6/7/2016	Completed	30/09/2016
14b	0	V	Vacant Unit	Rental	MASSACHUSETTS 100 Cambridge St	Boston	MA	02114	6/7/2016	Completed	30/09/2016
14c	0	V	Vacant Unit	Rental	MASSACHUSETTS 100 Cambridge St	Boston	MA	02114	6/7/2016	Completed	30/09/2016
14d	0	V	Vacant Unit	Rental	MASSACHUSETTS 100 Cambridge St	Boston	MA	02114	6/7/2016	Completed	30/09/2016
14f	0	V	Vacant Unit	Rental	MASSACHUSETTS 100 Cambridge St	Boston	MA	02114	6/7/2016	Completed	30/09/2016
1	5	V	Vacant Unit	Rental	BOSTON City Hall ROOM 557 ONE CITY HALL PLAZA	Boston	MA	02201	6/7/2016	Open	
2	4	V	Vacant Unit	Rental	BOSTON City Hall ROOM 557 ONE CITY HALL PLAZA	Boston	MA	02201	6/7/2016	Open	
3	3	V	Vacant Unit	Rental	BOSTON City Hall ROOM 557 ONE CITY HALL PLAZA	Boston	MA	02201	6/7/2016	Open	
4	2	V	Vacant Unit	Rental	BOSTON City Hall ROOM 557 ONE CITY HALL PLAZA	Boston	MA	02201	6/7/2016	Open	
5	1	V	Vacant Unit	Rental	BOSTON City Hall ROOM 557 ONE CITY HALL PLAZA	Boston	MA	02201	6/7/2016	Open	
6	0	V	Vacant Unit	Rental	BOSTON City Hall ROOM 557 ONE CITY HALL PLAZA	Boston	MA	02201	6/7/2016	Open	

10.89 PR 107 – HTF Open Activities Report

Folder Content

PR107 - HTF Open Activities Report Search: PR 107 - HTF Open A.

PR 107 - HTF Open Activities Report
 Owner: Administrator
 Modified: 5/25/16 10:38:14 PM

Report

PR 107 - HTF Open Activities Report

Report Type:

Report (Refer to Section 5 for types of reports).

Description:

The report is prompted by HTF Grantee and it provides details for the Open Activities at the Activity level. The details include Fund Type Code (generated by following the recommended Fund Type Code hierarchy) Funding/Drawn Amount, HTF Units, Percent Drawn, Last Draw Date. The report also has a drilling option to display all the underlying fund type code level details for each of the line item on this report.

Run-Time Parameters

Select from the Prompted Field Office Grantee Hierarchy: Headquarters (HQ), Field Office (FO) or Grantee. (Refer to Section 3 for running a report). See below:



Report View:

Field Office	Grantee	IDIS Project ID	IDIS Activity ID	Tenure Type	Setup Type	City	State	Zip	Fund Type	Recipient Under-taking Activity	Recipient City	Recipient State	Last Funding Date
BOSTON	MASSACHUSETTS 1	18872	18872	Rental	ACQUISITION AND NEW CONSTRUCTION	Phonak	MA	02010	RO	BOSTON	Boston	MA	06/07/2018
BOSTON	MASSACHUSETTS 2	18872	18872	Rental	ACQUISITION AND NEW CONSTRUCTION	Phonak	MA	02010	RO	BOSTON	Boston	MA	06/08/2018
BOSTON	MASSACHUSETTS 2	18872	18872	Homebuyer	ACQUISITION AND REHABILITATION	Phonak	MA	02010	RO	BOSTON	Boston	MA	06/08/2018

Drill Down Report View:

Grantee	IDIS Activity ID	Activity Name	Fund Type	Grant Year	Grant Number	Funded Amount	Drawn Amount
BOSTON	18872	Vashawn Test	RO	2016	F16SG250100	20	15
		Rental	SU	2016	F16SG250100	25	15
Total						45	30

10.90 PR 108 – HTF Deadline Compliance Status Report

Folder Content



Report

PR108 - HTF Deadline Compliance Report

Report Type:

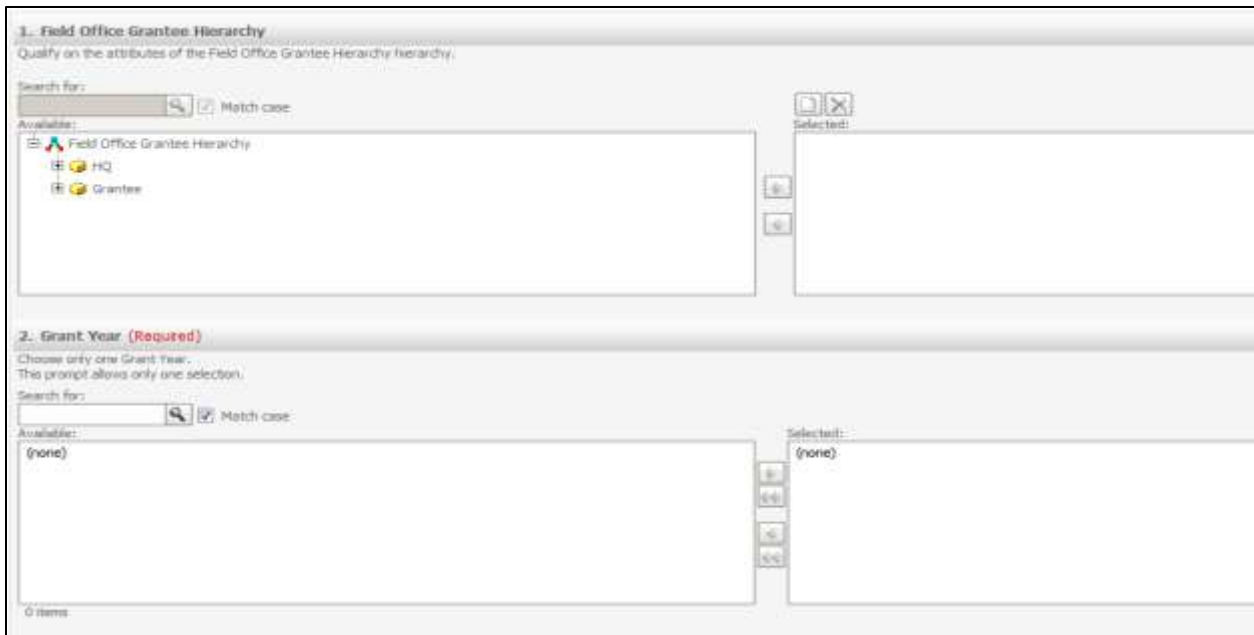
Document (Refer to Section 5 for types of reports).

Description:


The report is prompted by HTF Grantee and Grant Year. The report provides the Grant Amount and Committed/Drawn Amount by the Commitment and Expenditure Deadline Dates. The Grant Amount and the Committed/Drawn Amount are shown "as of the" Commitment and Expenditure Deadline Dates respectively. The report also includes any "Adjustments" that are being made.

Run-Time Parameters

Select from the Prompted Field Office Grantee Hierarchy: Headquarters (HQ), Field Office (FO) or Grantee and Grant Year (Mandatory). (Refer to Section 3 for running a report). See below:



Report View:



U.S. Department of Housing and Urban Development
Office of Community Planning and Development
Integrated Disbursement and Information System
PR108 - HTF Deadline Compliance Status Report
Grant Year: 2016

DATE: 06-13-16
TIME: 9:50
PAGE: 1

Grantee	State		Deadline Date	Original Allocation	Adjustments	Requirement Amount	Total Through Deadline	%	Shortfall
RHODE ISLAND	RI	Commitments	06/10/2016	\$3,000,000	\$0	\$3,000,000	\$2,000	0.07%	\$2,998,000
		Disbursements	06/11/2016	\$3,100,000	\$0	\$3,100,000	\$10	0.00%	\$3,099,990

10.91 PR 109 – Status of HTF Grants

Folder Content

PR109 - Status of HTF Grants Report
Search: PR109 - Status of HTF



PR109 - Status of HTF Grants
Owner: Administrator
Modified: 6/27/16 9:51:25 PM

Report

PR109 - Status of HTF Grants

Report Type:

Document (Refer to Section 5 for types of reports).

Description:

The report has a prompt on HTF Grantee. The report displays funding details for various sections which includes - "Commitments from Authorized Funds", "Disbursements from Treasury Account", "HTF Activities Commitments/Disbursements from Treasury Account", "Administrative Funds", "Subgrants to Subgrantees", "Total Program Funds" and "Total Program Percent"

Run-Time Parameters

Select from the Prompted Field Office Grantee Hierarchy: Headquarters (HQ), Field Office (FO) or Grantee (Refer to Section 3 for running a report). See below:

Field Office Grantee Hierarchy
Qualify on the attributes of the Field Office Grantee Hierarchy hierarchy.


Search for: Match case

Available:

- Field Office Grantee Hierarchy
 - HQ
 - Grantee

Selected:

Report View 1:

U.S. Department of Housing and Urban Development Office of Community Planning and Development Integrated Disbursement and Information System Status of HTF Grants											
										DATE:	06-15-16
										TIME:	9:27
										PAGE:	1
 <p>IDIS - PR109</p> <p>MASSACHUSETTS</p> <p>Commitments from Authorized Funds</p>											
Fiscal Year	Total Authorization	Admin Authorization	HB Funds - Committed to Homebuyer	% HB Cmtd	RO Funds - Operating Costs Committed	% RO Cmtd	SU Funds - Subgrants Committed to Activities	EN Funds - Committed to Activities	Total Authorized Commitments	% of Auth Cmtd	Amount Uncommitted
2016	\$6,000,000.00	\$600,000.00	\$247.88	0.0%	\$998.86	0.0%	\$80,000.00	\$200.00	\$661,448.54	11.0%	-
Total	\$6,000,000.00	\$600,000.00	\$247.88	0.0%	\$998.86	0.0%	\$80,000.00	\$200.00	\$661,448.54	11.0%	\$0.00
Disbursements from Treasury Account											
Fiscal Year	Total Authorization	Disbursed	Returned	Net Disbursed	Disbursed Pending Approval	Total Disbursed	% Disb	Available to Disburse			
2016	\$8,362,800.00	\$6,270.06	\$0.00	\$6,270.06	\$30.00	\$6,300.06	0.1%	\$8,356,499.94			
Total	\$8,362,800.00	\$6,270.06	\$0.00	\$6,270.06	\$30.00	\$6,300.06	0.1%	\$8,356,499.94			
HTF Activities Commitments/Disbursements from Treasury Account											
Fiscal Year	Authorized for Activities	Amount Committed to Activities	% Cmtd	Disbursed	Returned	Net Disbursed	% Net Disb	Disbursed Pending Approval	Total Disbursed	% Disb	
2016	\$7,611,300.00	\$5,333.12	0.1%	\$5,288.32	\$0.00	\$5,288.32	0.1%	\$15.00	\$5,303.32	0.1%	
Total	\$7,611,300.00	\$5,333.12	0.1%	\$5,288.32	\$0.00	\$5,288.32	0.1%	\$15.00	\$5,303.32	0.1%	
Administrative Funds (AD)											
Fiscal Year	Authorized Amount	Amount Committed	% Auth Cmtd	Balance to Commit	Total Disbursed	% Auth Disb	Available to Disburse				
2016	\$600,100.00	\$6.30	0.0%	\$600,097.12	\$2.88	0.0%	\$600,097.12				
Total	\$600,100.00	\$6.30	0.0%	\$600,097.12	\$2.88	0.0%	\$600,097.12				

Report View 2:

Reservations to State Recipients and Sub-recipients (SU)									
Fiscal Year	Authorized Amount	Amount Subgranted	Amount Committed	% Auth Cmtd	Balance to Commit	Total Disbursed	% Auth Disb	Available to Disburse	
2016	\$1,260,000.00	\$1,260,000.00	\$4,885.44	0.4%	\$1,255,124.56	\$4,875.44	0.4%	\$1,255,124.56	
Total	\$1,260,000.00	\$1,260,000.00	\$4,885.44	0.4%	\$1,255,124.56	\$4,875.44	0.4%	\$1,255,124.56	
Total Program Funds									
Fiscal Year	Total Authorization	Committed Amount	Net Disbursed for Activities	Net Disbursed for Operating Costs	Net Disbursed for Admin	Net Disbursed	Disbursed Pending Approval	Total Disbursed	Available to Disburse
2016	\$8,362,800.00	\$6,338.28	\$5,288.32	978.86	\$2.88	\$6,270.06	\$30.00	\$6,300.06	\$8,356,499.94
Total	\$8,362,800.00	\$6,338.28	\$5,288.32	978.86	\$2.88	\$6,270.06	\$30.00	\$6,300.06	\$8,356,499.94
Total Program Percent									
Fiscal Year	Total Authorization	% Committed for Activities	% Disbursed for Activities	% Disbursed for Operating Costs	% Disbursed for Admin	% Net Disbursed	% Disbursed Pending Approval	% Total Disbursed	% Available to Disburse
2016	\$8,362,800.00	0.1%	0.1%	0.00	0.0%	0.1%	0.0%	0.1%	99.9%
Total	\$8,362,800.00	0.1%	0.1%	0.00	0.0%	0.1%	0.0%	0.1%	99.9%

10.92PR 110 – HTF Production Report

Folder Content



Report

PR110 - HTF Production Report

Report Type:

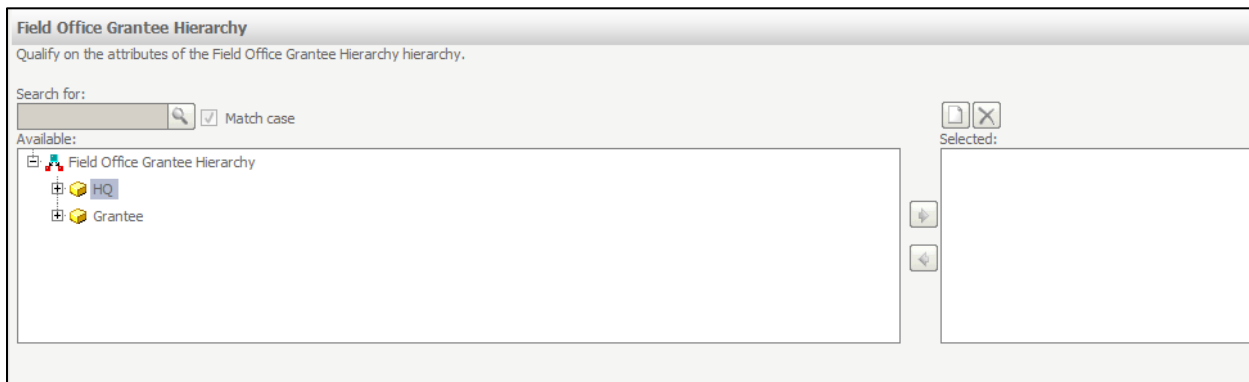
Document (Refer to Section 5 for types of reports).

Description:


The report is prompted by HTF Grantee. It displays information related to Funding, Beneficiaries and Performance measures for activities. The sections covered are: "HTF Program Funding, Commitments and Disbursements", "Commitments", "Completions", "Performance Measures" and "Beneficiary Characteristics"

Run-Time Parameters

Select from the Prompted Field Office Grantee Hierarchy: Headquarters (HQ), Field Office (FO) or Grantee (Refer to Section 3 for running a report). See below:



Report View 1:

	U.S. Department of Housing and Urban Development Office of Community Planning and Development Integrated Disbursement and Information System PR110 HTF - Production Report				DATE: 06-16-16 TIME: 14:14 PAGE: 1	
	MASSACHUSETTS					
	HTF Program Funding, Commitments, and Disbursements					
	Funding Commitments and Disbursements by Fiscal Year Source of Funds					
Fiscal Year	Original Amount	Authorized Amount	Amount Committed	% Committed	Amount Disbursed	% Disbursed
2016	\$6,000,000	\$6,000,000	\$6,338	0.11%	\$6,300	0.11%
Total	\$6,000,000	\$6,000,000	\$6,338	0.11%	\$6,300	0.11%
Funding Commitments and Disbursements by Fiscal Year Source of Funds (Projects)						
Fiscal Year	Project Authorized	Project Committed	Project Disbursed	% Disbursed		
2016	\$5,399,900	\$5,085	\$5,075	0.09%		
Total	\$5,399,900	\$5,085	\$5,075	0.09%		
Leveraging HTF Dollars for Completed HTF Units \$6,256 OTHER Dollars for Completed HTF Units \$52,937 Total Dollars for Completed HTF Units \$58,221 Ratio of OTHER Dollars to HTF Dollars 8						
Program Production by Fiscal Year						
Activity in FY 2016	Completed Projects	Completed Units				
	5,284	46				
Total	5,284	46				

Report View 2:

Lower Income Benefit (Based on occupants of completed projects)				
% of MEDIAN INCOME	% OCCUPIED RENTAL UNITS	% OCCUPIED HOMEBUYER UNITS		
0 - 30% AMI	33.33%	70.00%		
% of 30+ to poverty line (when poverty line is higher than 30% AMI)	33.33%	10.00%		
% of the higher of 30+% AMI or poverty line to 50% AMI	33.33%	20.00%		
REPORTED As VACANT	0	0		
COMMITMENTS				
Committed Activity Commitments				
ACTIVITY	RENTAL	HOMEBUYER	TOTAL	% of FUNDS
Acquisition	0	0	0	0.00%
New Construction	45	0	45	59.28%
Rehabilitation	11	20	31	40.72%
Total	56	20	76	100.00%
% of FUNDS	73.65%	26.35%		
Committed Units by Tenure and Activity				
Activity Units	RENTAL	HOMEBUYER	TOTAL	% of UNITS
Acquisition	0	0	0	0.00%
New Construction	6	0	6	37.50%
Rehabilitation	8	2	10	62.50%
Total	14	2	16	100.00%
% of UNITS	87.50%	12.50%		
Committed Activity Disbursements				
ACTIVITY	RENTAL	HOMEBUYER	TOTAL	% of UNITS
Acquisition	0	0	0	0.00%
New Construction	30	0	30	72.97%
Rehabilitation	11	0	11	27.03%
Total	41	0	41	100.00%
% of UNITS	99.51%	0.49%		

Report View 3:

COMPLETIONS				
Project Funding Completions by Activity Type and Tenure				
ACTIVITY	RENTAL	HOME BUYER	TOTAL	% of FUNDS
Acquisition	0	1	1	0.01%
New Construction	6,028	0	6,028	96.36%
Rehabilitation	0	227	227	3.63%
Total	6,028	228	6,256	100.00%
% of FUNDS	96.36%	3.64%		

Units Completed by Activity Type and Tenure				
ACTIVITY	RENTAL	HOME BUYER	TOTAL	% of UNITS
Acquisition	0	10	10	21.74%
New Construction	26	0	26	56.52%
Rehabilitation	0	10	10	21.74%
Total	26	20	46	100.00%
% of UNITS	56.52%	43.48%		

HTF Cost per Unit by Activity Type and Tenure (Based on Completions)			
ACTIVITY	RENTAL	HOME BUYER	AVERAGE
Acquisition	0	0	0
New Construction	232	0	232
Rehabilitation	0	23	23
AVERAGE	232	11	136

Report View 4:

BENEFICIARY CHARACTERISTICS							
Completed Units							
Units By Number of Bedrooms							
	RENTAL UNITS		HOME BUYER UNITS		TOTAL UNITS		
	COUNT	PERCENT	COUNT	PERCENT	COUNT	PERCENT	
0 bedroom	9	34.62%	12	60.00%	21	45.65%	
1 bedroom	3	11.54%	2	10.00%	5	10.87%	
2 bedrooms	3	11.54%	0	0.00%	3	6.52%	
3 bedrooms	4	15.38%	2	10.00%	6	13.04%	
4 bedrooms	4	15.38%	2	10.00%	6	13.04%	
5+ bedrooms	3	11.54%	2	10.00%	5	10.87%	
Total	26	100.00%	20	100.00%	46	100.00%	

Units By Occupancy							
	RENTAL UNITS		HOME BUYER UNITS		TOTAL UNITS		
	COUNT	PERCENT	COUNT	PERCENT	COUNT	PERCENT	
Tenant	20	76.92%	3	15.00%	23	50.00%	
Owner	1	3.85%	7	35.00%	8	17.39%	
Vacant	5	19.23%	10	50.00%	15	32.61%	
Total	26	100.00%	20	100.00%	46	100.00%	

Report View 5:

Units By Race							
	RENTAL UNITS		HOMEBUYER UNITS		TOTAL UNITS		
	COUNT	PERCENT	COUNT	PERCENT	COUNT	PERCENT	
White	3	14.29%	1	10.00%	4	12.90%	
Black/African American	3	14.29%	5	50.00%	8	25.81%	
Asian	2	9.52%	1	10.00%	3	9.68%	
American Indian/Alaskan Native	4	19.05%	0	0.00%	4	12.90%	
Native Hawaiian/Other Pacific Islander	1	4.76%	0	0.00%	1	3.23%	
American Indian/Alaskan Native & White	2	9.52%	1	10.00%	3	9.68%	
Asian & White	2	9.52%	0	0.00%	2	6.45%	
Black/African American & White	2	9.52%	0	0.00%	2	6.45%	
Amer. Indian/Alaskan Native & Black/African Amer.	1	4.76%	0	0.00%	1	3.23%	
Other multi-racial	1	4.76%	2	20.00%	3	9.68%	
Total	21	100.00%	10	100.00%	31	100.00%	

Units By Ethnicity							
	COUNT	PERCENT	COUNT	PERCENT	COUNT	PERCENT	
Hispanic/Latino	13	100.00%	20	100.00%	33	100.00%	
Total	13	100.00%	20	100.00%	33	100.00%	
Total Responses	26		20		46		

Report View 6:

Units By Median Income							
	RENTAL UNITS		HOMEBUYER UNITS		TOTAL UNITS		
	COUNT	PERCENT	COUNT	PERCENT	COUNT	PERCENT	
0 - 30% AMI	7	33.33%	7	70.00%	14	45.16%	
% of 30+ to poverty line (when poverty line is higher than 30% AMI)	7	33.33%	1	10.00%	8	25.81%	
% of the higher of 30+% AMI or poverty line to 50% AMI	7	33.33%	2	20.00%	9	29.03%	
Total	21	100.00%	10	100.00%	31	100.00%	

Units By Type of Rental Assistance							
	RENTAL UNITS		HOMEBUYER UNITS		TOTAL UNITS		
	COUNT	PERCENT	COUNT	PERCENT	COUNT	PERCENT	
No Assistance	3	15.00%	0	0.00%	3	13.04%	
Project based Section 8	2	10.00%	0	0.00%	2	8.70%	
Other Federal, State or Local project based assistance	5	25.00%	1	33.33%	6	26.09%	
Tenant based Section 8 (voucher)	4	20.00%	1	33.33%	5	21.74%	
HOME TBRA	3	15.00%	1	33.33%	4	17.39%	
Other Federal, State or Local tenant based assistance	3	15.00%	0	0.00%	3	13.04%	
Total	20	100.00%	3	100.00%	23	100.00%	

Report View 7:

Units By Size of Household						
	RENTAL UNITS		HOMEBUYER UNITS		TOTAL UNITS	
	COUNT	PERCENT	COUNT	PERCENT	COUNT	PERCENT
1 person	2	9.52%	3	30.00%	5	16.13%
2 persons	3	14.29%	5	50.00%	8	25.81%
3 persons	3	14.29%	1	10.00%	4	12.90%
4 persons	3	14.29%	1	10.00%	4	12.90%
5 persons	4	19.05%	0	0.00%	4	12.90%
6 persons	2	9.52%	0	0.00%	2	6.45%
7 persons	2	9.52%	0	0.00%	2	6.45%
8+ persons	2	9.52%	0	0.00%	2	6.45%
Total	21	100.00%	10	100.00%	31	100.00%

Units By Type of Household						
	RENTAL UNITS		HOMEBUYER UNITS		TOTAL UNITS	
	COUNT	PERCENT	COUNT	PERCENT	COUNT	PERCENT
Single, Non-Elderly	5	23.81%	5	50.00%	10	32.26%
Elderly	4	19.05%	3	30.00%	7	22.58%
Single Parent	5	23.81%	1	10.00%	6	19.35%
Two Parents	4	19.05%	1	10.00%	5	16.13%
Other	3	14.29%	0	0.00%	3	9.68%
Total	21	100.00%	10	100.00%	31	100.00%

Report View 8:

Other Unit Characteristics				
	RENTAL UNITS		HOMEBUYER UNITS	
	COUNT	PERCENT	COUNT	PERCENT
Section 504 Accessible Units	12	7.74%	16	44.44%
Energy Star Certified Units	24	15.48%	20	55.56%
Units Designated for Persons with HIV/AIDS	6	3.87%	0	0.00%
Of Units Designated for Persons with HIV/AIDS, Number of Units for the Chronically Homeless	0	0.00%	0	0.00%
Units Designated for Homeless Persons and Families	0	0.00%	0	0.00%
Of Units Designated for Homeless Persons and Families, Number of Units for the Chronically Homeless	0	0.00%	0	0.00%
Units Designated for Disabled Individuals or Families for Other than Mobility Impairments	6	3.87%	0	0.00%
Units Designated for Homeless Individuals	11	7.10%	0	0.00%
Of the Units Designated for Homeless Individuals, Number of Units Designated for Chronically Homeless Individuals	8	5.16%	0	0.00%
Of the Units Designated for Homeless Individuals, Number of Units Designated for Homeless Veteran Individuals	9	5.81%	0	0.00%
Units Designated for Homeless Families	7	4.52%	0	0.00%
Of the Units Designated for Homeless Families, Number of Units Designated for Chronically Homeless Families	2	1.29%	0	0.00%
Of the Units Designated for Homeless Families, Number of Units Designated for Homeless Veteran Families	5	3.23%	0	0.00%
Units Designated for Victims of Domestic Violence	24	15.48%	0	0.00%
Units Designated for Homeless Youth	23	14.84%	0	0.00%
Units Designated for Youth Aging out of Foster Care	18	11.61%	0	0.00%
Total	155	100.00%	36	100.00%