

10.77 PR 91 – ESG Financial Summary Report

Folder Content



Reports

PR 91 - ESG Financial Summary

Report Type:

Document Report (Refer to Section 5 for type of reports).

Description:

This report would detail a comprehensive summary of ESG financial activities, organized by program year. (See Report PR91 View No.1 below).

Run-Time Parameters

Select from the Prompted Grantee Hierarchy: Headquarters (HQ), Field Office (FO) or Grantee. (Refer to Section 3 for running a report).

Optional: You can select a valid Grant year. By default no Grant Year has been selected.

Sort Sequence

Ascending order by Grantee and Grant Year.

Report PR91 View No.1

GROUPING: Grantee: ATLANTA Grant Year: 2011

U.S. Department of Housing and Urban Development
Office of Community Planning and Development
Integrated Disbursement and Information System
PR91 - ESG Financial Summary
ATLANTA, GA
2011

DATE: 05-23-12
TIME: 9:30
PAGE: 1

ESG Program Level Summary

Grant Number	Total Grant Amount	Total Funds Committed	Total Funds Available to Commit	% of Grant Funds Not Committed	Grant Funds Drawn	% of Grant Funds Drawn	Available to Draw	% Remaining to Draw
E111MC130002	\$340,053.00	\$340,053.00	\$0.00	0.00%	\$239,795.78	71.00%	\$100,257.22	29.00%

ESG Program Components

Activity Type	Total Committed to Activities	% of Grant Committed	Drawn Amount	% of Grant Drawn
Street Outreach	\$54,016.00	16.00%	\$39,672.53	12.00%
Shelter	\$188,568.00	55.00%	\$147,978.05	44.00%
Homeless Prevention	\$80,469.00	24.00%	\$39,438.22	12.00%
Rapid Re-Housing	\$0.00	0.00%	\$0.00	0.00%
Data Collection (HMIS)	\$0.00	0.00%	\$0.00	0.00%
Administration	\$17,002.00	5.00%	\$12,706.96	4.00%
Total	\$340,053.00	100.00%	\$239,795.78	72.00%

Funds Committed

Activity Type	Percentage
Shelter	55.00%
Homeless Prevention	24.00%
Street Outreach	16.00%
Administration	5.00%

Funds Drawn

Activity Type	Percentage
Shelter	44.00%
Street Outreach	12.00%
Homeless Prevention	12.00%
Administration	4.00%

24-Month Grant Expenditure Deadline
All of the recipient's grant must be expended for eligible activity costs within 24 months after the date HUD signs the grant agreement with the recipient. Expenditure means either an actual cash disbursement.

PR 91 - ESG Subrecipients Vouchers

Report Type:

Grid Report (Refer to Section 5 for types of reports).

Description:

This report provides details of the Subrecipients Vouchers by Grant Year. (See Report PR91 View No.1 below).

Run-Time Parameters

Select from the Prompted Grantee Hierarchy: Headquarters (HQ), Field Office (FO) or Grantee and the Grant Year. (Refer to Section 3 for running a report).

Sort Sequence

Ascending order by Grantee, Activity Type and IDIS Activity ID.

Report PR91 View No.2

PR91 - ESG Subrecipients Vouchers

Page by:
 Field Office: ATLANTA
 Grantee: ATLANTA
 Grant Year: 2012

Subrecipient	Activity Type	IDIS Activity ID	Activity Name	Voucher Number	Voucher Line Item	Paid Date	Drawn Amount
ATLANTA	Homeless Prevention	4159	ESG12 Homelessnes Prevention	5523905	2	1/30/2013	\$10,335.00
				5535008	2	2/28/2013	\$7,522.00
				5535079	1	2/28/2013	\$100,000.00
				5545809	3	3/28/2013	\$5,825.82
				5557229	2	4/27/2013	\$16,575.15
				5568439	2	5/30/2013	\$27,177.46
				5577420	1	6/25/2013	\$28,998.86
				5589253	1	7/27/2013	\$502.30
				5589731	2	8/6/2013	\$14,411.43
				5599885	2	8/29/2013	\$5,097.46
				5682722	2		\$5,599.76
				5487119	1	10/17/2012	\$2,253.23
				5523888	1	1/30/2013	\$3,127.39
	5523903	1	1/30/2013	\$781.44			
	5523905	2	1/30/2013	\$781.14			
	5535008	2	2/28/2013	\$1,562.65			
	5535013	1	2/28/2013	\$781.21			
	5545809	3	3/28/2013	\$1,562.64			
	5557229	2	4/27/2013	\$2,344.18			
	5568439	2	5/30/2013	\$1,562.64			
	5577420	1	6/25/2013	\$3,598.35			
	5682724	1		\$1,326.79			
	5682726	1		\$1,326.34			
	5682728	1		\$663.01			
	5682728	1		\$663.01			
		Administration	3686	ESG Administration			

10.78 PR 92 – ESG Financial Summary National and Field Office Reports

Folder Content



Reports

PR 92 - ESG Financial Summary National and Field Office Report

Report Type:

Document Report (Refer to Section 5 for type of reports).

Description:

This report displays ESG financial summary for whole nation or by Field Office. (See Report PR92 View No.1 below).

Run-Time Parameters

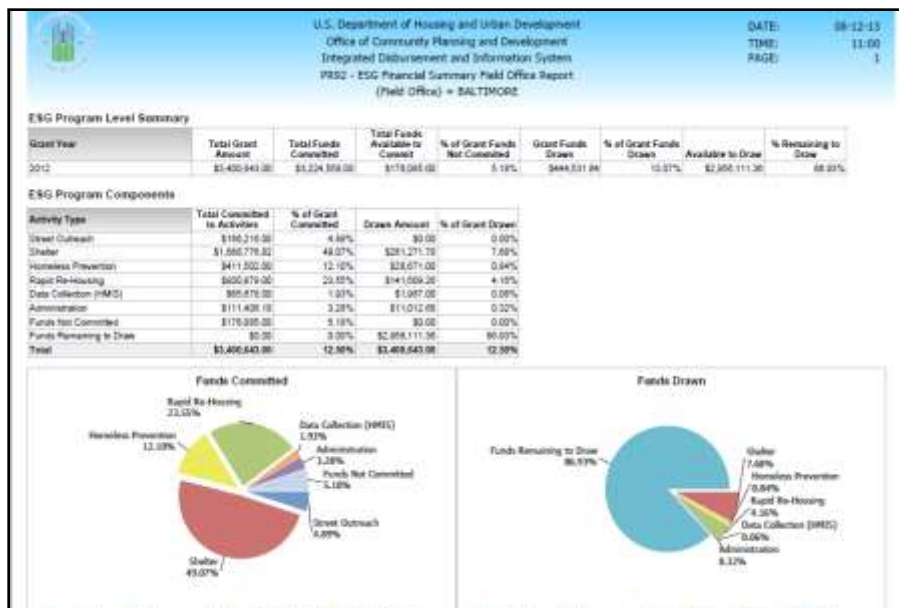
Select from the Prompted Grantee Hierarchy: Headquarters (HQ), or Field Office (FO). (Refer to Section 3 for running a report).

Optional: You can select a valid Grant year. By default no Grant Year has been selected.

Sort Sequence

Ascending order by Field Office and Grant Year.

Report PR92 View No.1



PR 92 - ESG Financial Summary National and Field Office Report - Detail

Report Type:

Document Report (Refer to Section 5 for type of reports).

Description:

This report displays ESG financial summary details for whole nation, or Field Office. (See Report PR92 View No.2 below).

Run-Time Parameters

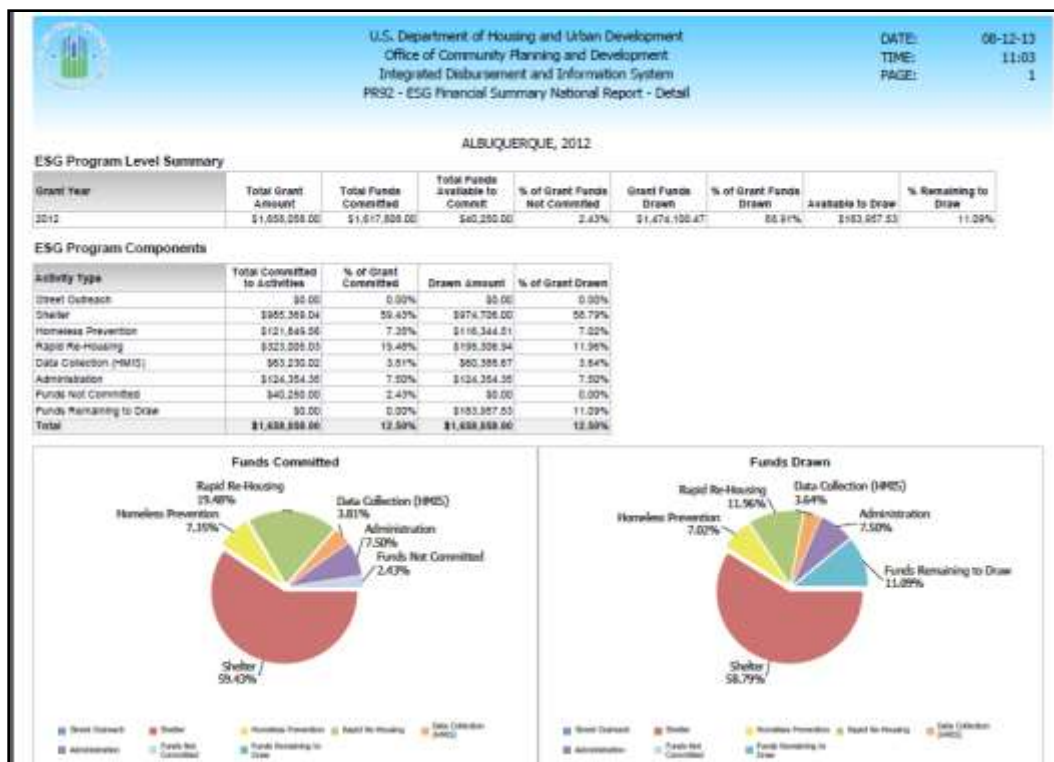
Select from the Prompted Grantee Hierarchy: Headquarters (HQ), or Field Office (FO). (Refer to Section 3 for running a report).

Optional: You can select a valid Grant year. By default no Grant Year has been selected.

Sort Sequence

Ascending order by Field Office and Grant Year.

Report PR92 View No.2



PR 92 - ESG Recipient Detail Report

Report Type:

Document Report (Refer to Section 5 for type of reports).

Description:

This report displays ESG recipient detail using various aggregations for whole nation, or Field Office. (See Report PR92 View No.3 below).

Run-Time Parameters

Select from the Prompted Grantee Hierarchy: Headquarters (HQ), or Field Office (FO). (Refer to Section 3 for running a report).

Optional: You can select a valid Grant year. By default no Grant Year has been selected.

Sort Sequence

Ascending order by Field Office and Grant Year.

Report PR92 View No.3

 U.S. Department of Housing and Urban Development Office of Community Planning and Development Integrated Disbursement and Information System PR92 - ESG Recipient Detail Field Office Report (Field Office) = ATLANTA						
						DATE: 08-12-13
						TIME: 11:05
						PAGE: 1
ATLANTA, 2012						
ESG Recipient	ESG Component	Total Committed	% Committed	Total Drawn	% Drawn	
ATLANTA	Street Outreach	0.00	0.00%	\$0.00	0.00%	
	Shelter	315,111.00	51.85%	\$307,292.91	90.57%	
	Homeless Prevention	247,020.00	40.05%	\$211,348.02	34.79%	
	Rapid Re-Housing	0.00	0.00%	\$0.00	0.00%	
	Data Collection (HMS)	0.00	0.00%	\$0.00	0.00%	
	Administration	45,570.00	7.55%	\$18,354.87	3.02%	
	Totals:	\$607,715.00	100.00%	\$536,994.90	88.36%	
	Amount Not Committed	\$0.00	0.00%			
	Amount Not Drawn			\$70,720.10	11.64%	
	Total Grant Amount:	\$607,715.00				
AUGUSTA	Street Outreach	8,672.00	4.91%	\$0.00	0.00%	
	Shelter	73,474.51	41.55%	\$0.00	0.00%	
	Homeless Prevention	10,582.00	5.99%	\$0.00	0.00%	
	Rapid Re-Housing	40,045.00	28.51%	\$0.00	0.00%	
	Data Collection (HMS)	0.00	0.00%	\$0.00	0.00%	
	Administration	13,252.00	7.55%	\$4,359.66	2.47%	
	Totals:	\$152,825.51	88.40%	\$4,359.66	2.47%	

10.79 PR 93 – ESG Risk Status Report

Folder Content



Report

PR 93 - ESG Risk Status Report

Report Type:

Document Report (Refer to Section 5 for type of reports).

Description:

This report displays ESG risk status at Field Office, State, Grantee, Grant. (See Report PR93 View No.1 below).

Run-Time Parameters

Select from the Prompted Grantee Hierarchy: Headquarters (HQ), Field Office (FO), or Grantee. (Refer to Section 3 for running a report).

Optional: You can select a valid Grant year. By default no Grant Year has been selected.

Sort Sequence

Ascending order by Field Office, State, Grantee, Grant.

Report PR93 View No.1

U.S. Department of Housing and Urban Development Office of Community Planning and Development Integrated Disbursement and Information System PR93 - ESG Risk Status Field Office Report 2012												DATE:	08-12-13				
												TIME:	11:08				
												PAGE:	1				
Field Office: DENVER, 2012																	
State	ESG Recipient	Grant Number	Indicators								Grant		% Committed	Total	% Drawn		
			A	B	C	D	E	F	G	H	Amount	Committed		Drawn			
Colorado	COLORADO	E12DC080001	X		X	X	X	X					\$1,664,078.00	\$1,664,078.00	100.00%	\$691,392.31	37.09%
Colorado	AURORA	E12MC080005	X		X	X	X						\$194,325.00	\$194,325.00	100.00%	\$105,249.76	54.16%
Colorado	DENVER	E12MC080003						X					\$667,541.00	\$667,541.00	100.00%	\$678,617.23	84.19%
Colorado	COLORADO SPRINGS	E12MC080002			X	X	X	X					\$201,578.00	\$113,130.00	56.12%	\$104,886.00	52.03%
Montana	MONTANA	E12DC308001	X		X	X	X						\$726,940.00	\$726,940.00	100.00%	\$305,571.58	42.09%
North Dakota	NORTH DAKOTA	E12DC380001	X		X	X							\$497,005.00	\$497,005.00	100.00%	\$429,156.00	86.35%
South Dakota	SOUTH DAKOTA	E12DC480001	X		X	X	X						\$629,445.00	\$629,445.00	100.00%	\$194,255.58	30.86%
Utah	UTAH	E12DC490001	X	X		X	X						\$1,105,939.00	\$1,636,300.43	94.13%	\$619,661.63	56.20%
Utah	SALT LAKE CITY	E12MC490002					X	X					\$319,301.00	\$319,301.00	100.00%	\$161,909.33	50.71%
Utah	SALT LAKE COUNTY	E12UC490003					X	X					\$195,411.00	\$195,411.00	100.00%	\$162,504.07	78.04%
Wyoming	WYOMING	E12DC560001	X	X	X		X	X					\$331,391.00	\$184,804.00	55.77%	\$183,886.00	55.49%

10.80 PR 94 – HOPWA-C Award Summary Report

Folder Content



Report

PR 94 – HOPWA-C Award Summary Report

Report Type:

Document Report (Refer to Section 5 for type of reports).

Description:

This report displays the HOPWA-C award summary at grantee/grant level. (See Report PR94 View No.1 below).

Run-Time Parameters

Select from the Prompted Grantee Hierarchy: Headquarters (HQ), Field Office (FO), or Grantee. (Refer to Section 3 for running a report).

Optional: You can select a valid Grant year. By default no Grant Year has been selected.

Sort Sequence

Grantee Name, Grant Number.

Report PR94 View No.1

Eligible Activity		HOPWA Request							Leverage Funds	
		Year 1	Year 2	Year 3	Total					
Facility Development (new applications)	Acquisition							\$0	\$0	
	Rehabilitation, Repair & Conversion							\$0	\$0	
	New Construction (for Community Residences & SRO dwellings only)							\$0	\$0	
	Operating Cost for Housing Facility							\$0	\$0	
Facility Operations	Leasing							\$0	\$0	
	Tenant-based Rental Assistance	\$0		\$0		\$0		\$0	\$0	\$0
STRMU TRRA	Short-Term Rent, Mortgage, & Utility Payments to Prevent Homelessness	\$116,926		\$0		\$0		\$116,926	\$0	\$0
	Supportive Services	\$0		\$0		\$0		\$0	\$0	\$0
Support Services	Housing Information Services	\$5,600	\$0	\$0	\$0	\$0	\$0	\$5,600	\$0	\$0
	Permanent Housing Placement	\$0	\$0	\$0	\$0	\$0	\$0	\$0	\$0	\$0
	Resource Identification to Establish, Coordinate & Develop Housing Assistance	\$0	\$0	\$0	\$0	\$0	\$0	\$0	\$0	\$0
Total Program Costs:								\$122,526	\$0	



U.S. Department of Housing and Urban Development
 Office of Community Planning and Development
 Integrated Disbursement and Information System
 PR 94 - HOPWA-C Award Summary Report - National

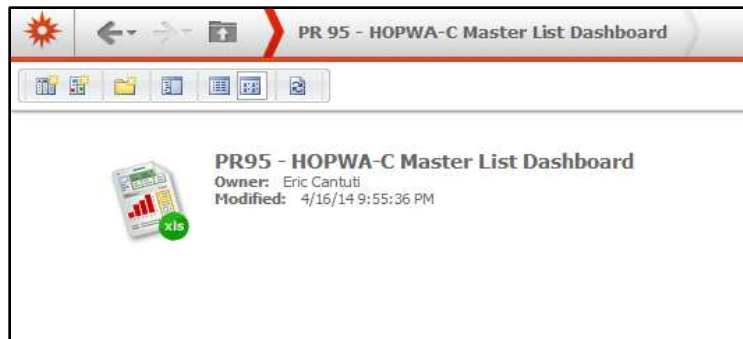
DATE: 08-22-13
 TIME: 13:59
 PAGE: 1

Application Budget Summary

Grantee Name	NEW HAMPSHIRE	Number of Project Sponsors	5
Grant Number	NHH120023		

10.81 PR 95 – HOPWA-C Master List Dashboard Report

Folder Content



Report

PR 95 – HOPWA-C Master List Dashboard Report

Report Type:

Document Report (Refer to Section 5 for type of reports).

Description:

This report displays the new MicroStrategy reporting package containing 5 reports collectively referred as 'HOPWA Competitive Master List Dashboard':

1. Grant Award History
2. Renewal Tracking
3. Recapture Balances

(See Report PR95 View No.1 below).

Run-Time Parameters

N/A

Sort Sequence

State, Grantee Name, Grant Number.

Report PR95 View No.1

U.S. Department of Housing and Urban Development Office of Community Planning and Development Integrated Disbursement and Information System PR95 - HOPWA-C MASTER LIST DASHBOARD											
State / Grantee Name	Original Grant Number	Received In F	Received In F	Received In F	Award Amount 2007	Difference 2007	Award Amount 2008	Difference 2008	Award Amount 2009	Difference 2009	Award Amount 2010
AK ALASKA HOUSING FINANCE CORP.	AKH03006	AKH08006	AKH09009	AKH12001			\$731,120.00				
AL HEALTH SERVICES CENTER INC.	ALH070028	ALH18062	ALH13012								
AL ADE ALABAMA	ALH08023	ALH07001	ALH18051	ALH13024					\$818,495.00		
AZ PIMA COUNTY	AZH040118	AZH070039	AZH18005	AZH130018					\$945,445.00		
CA ALAMEDA COUNTY	CAH050068	CAH050068	CAH130083								\$1,425,302.00
CA LOS ANGELES	CAH030026	CAH080063	CAH120060				\$1,200,000.00				
CA SAN FRANCISCO	CAH020011	CAH070094	CAH18005	CAH130013			\$1,376,000.00				
CA SAN JOSE	CAH030081	CAH070063	CAH180064	CAH130091			\$1,320,000.00				
CA THE SALVATION ARMY, A CALIFORNIA CORPORATION	CAH030018	CAH080027	CAH080011	CAH120082			\$1,810,981.00				
CA LUTHERAN SOCIAL SERVICES FOR NORTHERN CALIFORNIA	CAH020027	CAH080026	CAH080019	CAH120084	\$1,302,845.00						